



Corporate Presentation

ABOUT US



- Founded in 2001 with a Cutterstock trading focus
- Currently involved in providing logistics services to companies such as PMI, Rio Energy, NuStar Energy
- Railcar fleet - 500 tank cars
- Over 60,000 railcars shipped since June 2009
- We have transported over 18 million barrels of Fuel Oil between Mexico and the U.S. and almost 4 million barrels of Crude Oil between Alberta, Canada and the Gulf and East Coast

- Currently focused in the commercialization of Asphalt in Mexico
 - 2 Transloading Terminals in Mexico: Monterrey, Tula
- CRU Refined has transloaded over 100,000 tons of Asphalt in Mexico

- Asphalt commercialization in the Southeastern region of Mexico
- Deep water terminal in Tabasco, Mexico with 96,000 barrels of heated asphalt storage
- Designed, constructed, and operated terminal
- Formed partnership with Glencore

- Operating (2) frac sand silo facilities in Victoria, TX for Schlumberger
- (1) "Light Model" transloading facility in Elmendorf, TX
- Complete rail logistics and inventory control using SandCommand™



FLEET MANAGEMENT

- Cloud-based logistics and inventory software specifically designed for liquid and bulk commodities
- Designed for the transportation and management industry
 - View rail assets and inventory in transit
 - Manage railcar maintenance and repairs
 - Reduce demurrage and storage charges
 - Optimize rail fleet performance
- Daily Dashboards and Reports
 - Manage location, status, and storage of rail equipment
 - Track railcars in transit and ETA's to improve workflow scheduling
 - Use cycle times records to analyze terminal and carrier performance



South Texas Facility

ALAMO JUNCTION RAIL PARK



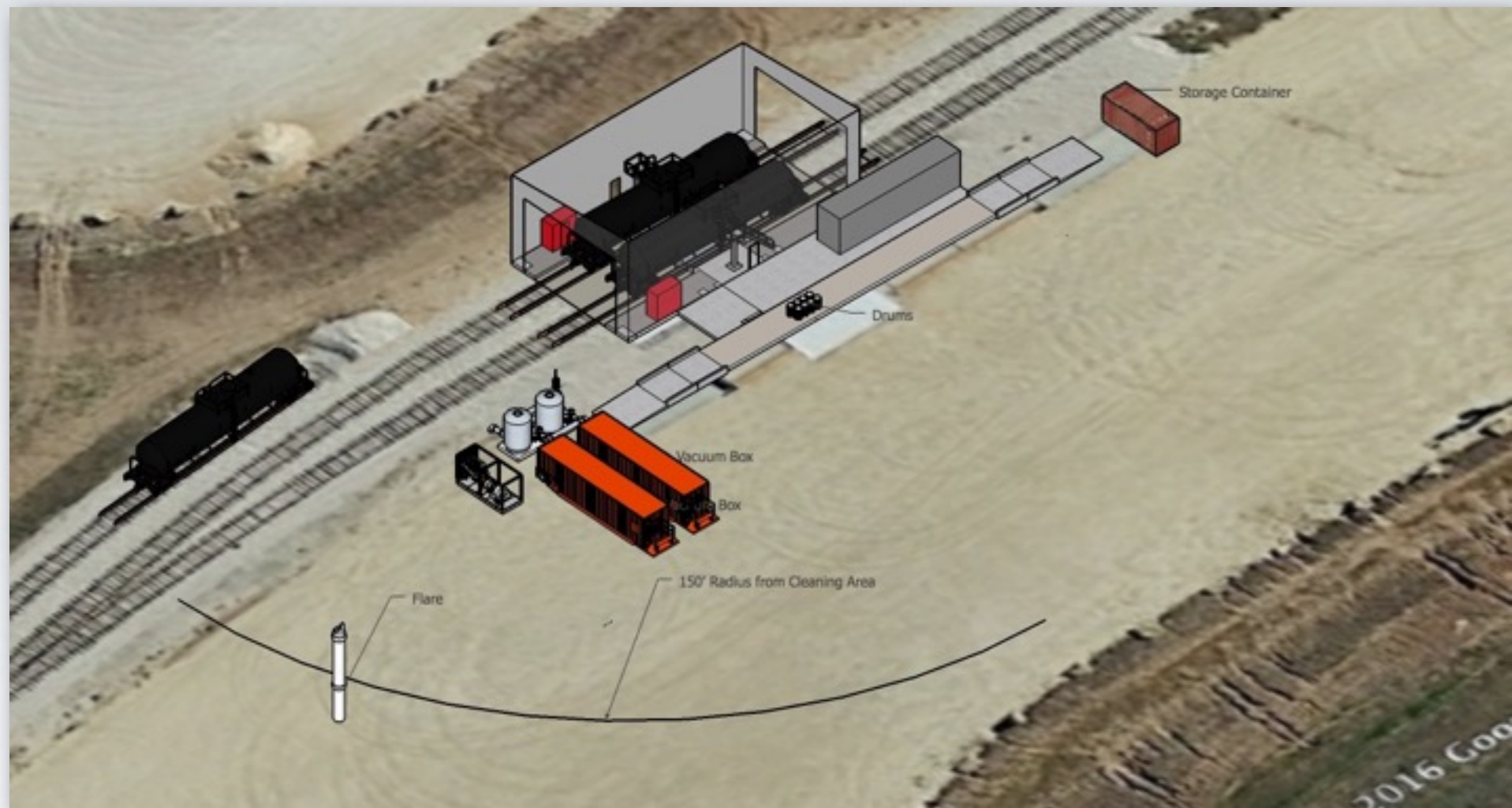
- Dual Rail Service (Union Pacific & BNSF)
- Manifest and Unit Train Service Capability

ALAMO JUNCTION RAIL PARK



- 15 acres with 60 tank car spots
- Access to a loop track for storage purposes
- Ability to grow to 250 tank car spots
- Operational July 18, 2016

ALAMO JUNCTION RAIL PARK



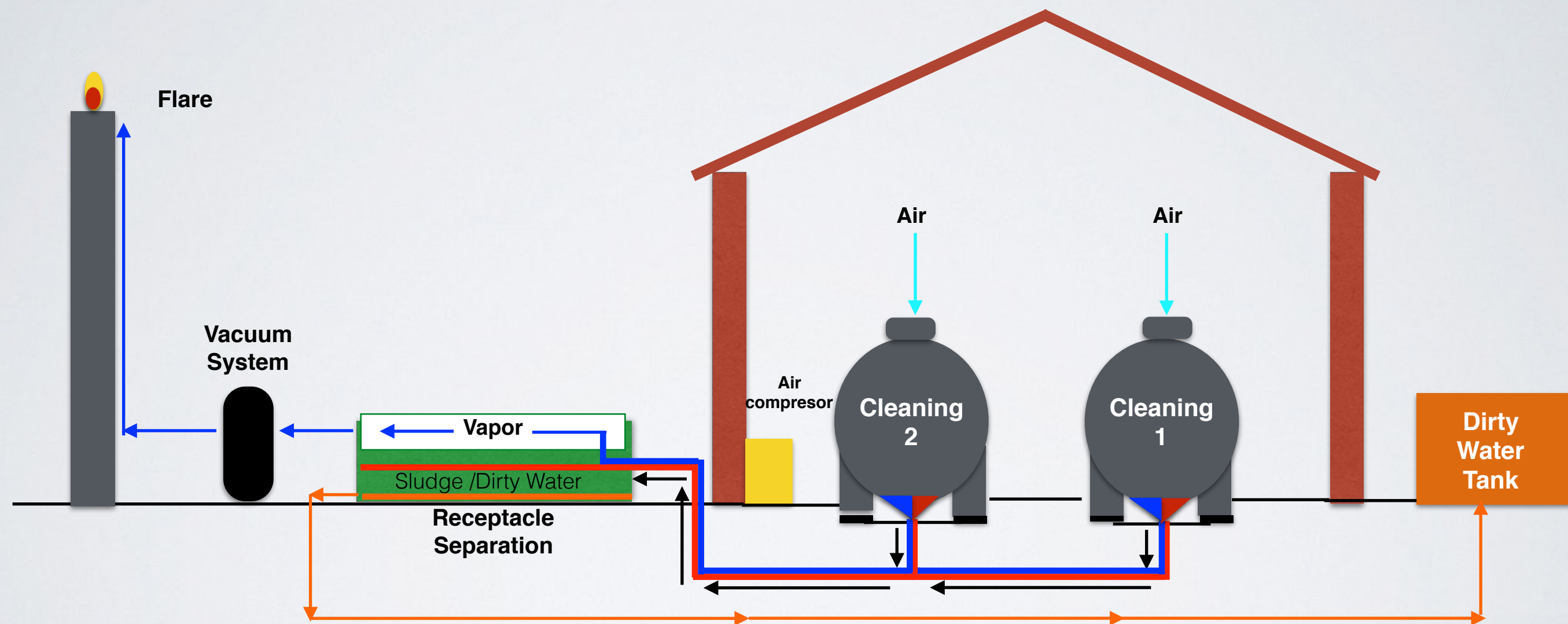
Stage 1

- 3,000 sq. ft. rail car awning
- 60 railcar spots
- 15-20 cars per week, 2 simultaneous cleaning spots

Stage 2

- 12,000 sq. ft. rail car awning
- 250 railcar spots
- 40-50 cars per week, 4 simultaneous cleaning spots
- H₂O treatment facility
- 200 HP boiler

CLEANING PROCESS FLOW



Our intent is to build a facility that is compliant with all Federal/State Regulatory Guidelines, thus mitigating the liability of our customers.

Site Operations

1. Process Procedures and Protocols
 - Process Safety
 - Standard Operating Procedures: Task Specific Training
 - Internal Operational Process and Safety Audits
 - Continuous Improvement Program
2. Residual Commodity Management
 - Reclamation and Recycling
 - Fuel to Fuel: Beneficial Reuse
 - Raw Materials Substitution
 - Regulatory Exemptions
 - Final Disposition Options
3. Wastewater Management
 - Process Recovery and Reuse
 - Deep Well Injection





WASTE MANAGEMENT / SAFETY COMPLIANCE

Comprehensive Training

1. 10 HR, OSHA 29CFR1910, General Industry Standard
 - Subpart F, 1910.66 (Fall Protection)
 - Subpart I, 1910.132 thru 1910.138 (Personal Protective Equipment)
 - Subpart J, 1910.144 thru 1910.147 (General Environmental Controls)
 - Subpart K, 1910.151 (Medical and First Aid)
 - Subpart L, 1910.157 and 1910.165 (Fire Protection)
2. Respiratory Protection, 1910.134
3. Confined Space Entry Program, 1910.146
 - General Familiarization and Overview
 - Entry and Egress Procedures
 - Rescue Procedures: Response and Extraction

Environmental and Regulatory Compliance

1. Texas Air Permit: Permit by Rule (PBR) via Flare
2. Site Specific Air Monitoring and Emissions Control Program
3. Spill Prevention, Control, and Counter-Measures (SPCC)
4. TCEQ Waste Management Program



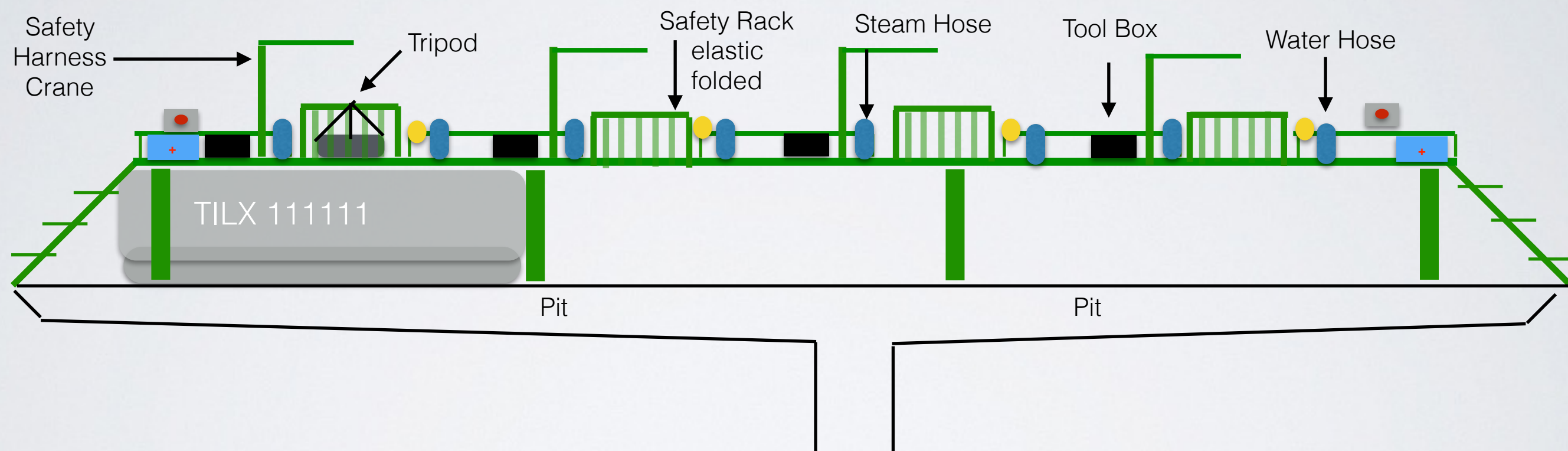
WASTE MANAGEMENT / SAFETY COMPLIANCE

Emergency Preparedness Program

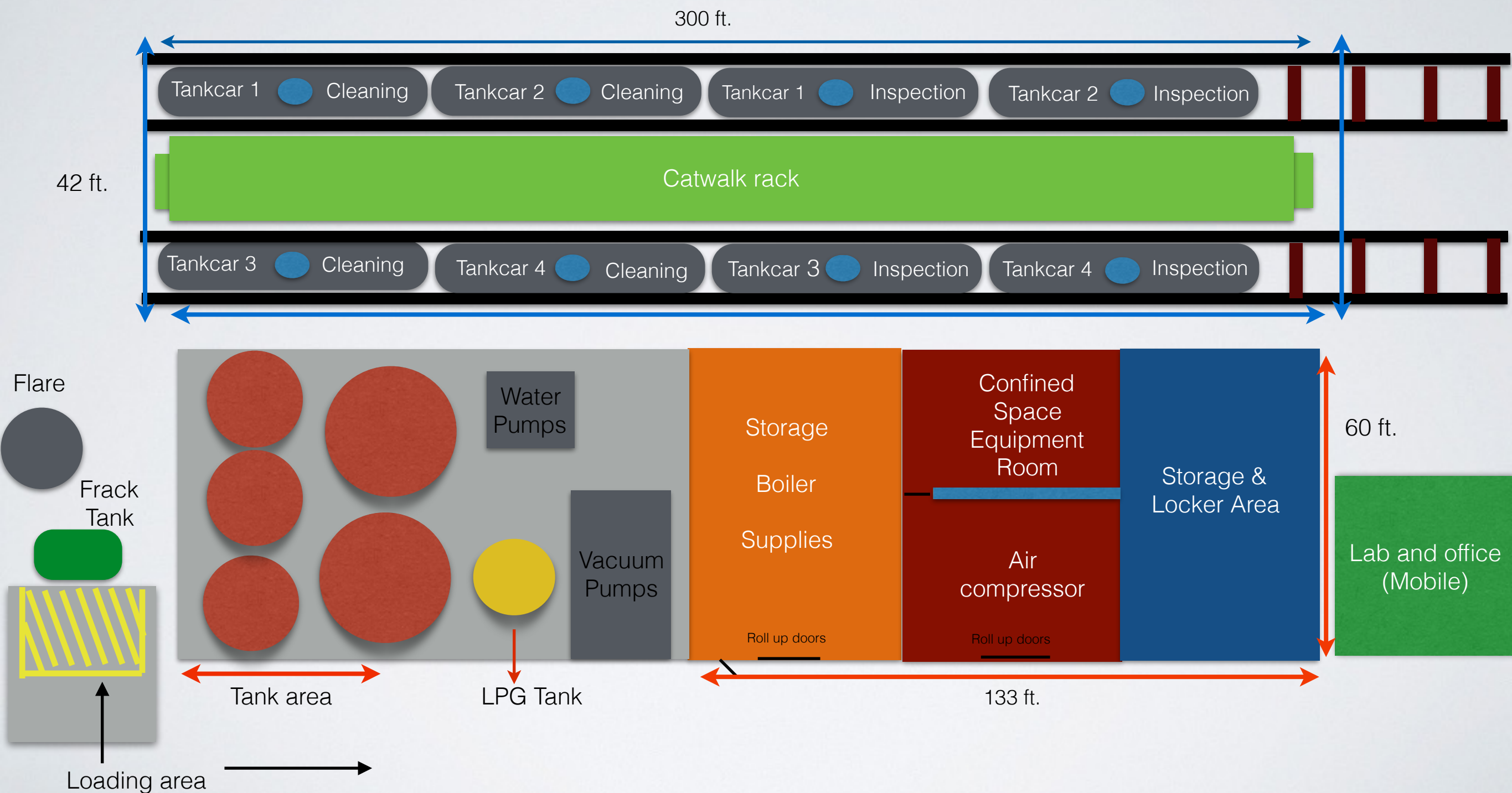
1. Inclement Weather: Procedures and Drills
2. Site Evacuation Protocol
3. Visitor and Contractor Safety
4. Emergency Medical and Fire Response Protocol
5. Site Security and Surveillance Program



STAGE 2, 8 STATIONS



STAGE 2, 8 STATIONS





Corporate Presentation

John Metts

Office: (281) 356-3061
Cell: (803) 665-9769
jmetts@cruetrading.com

Bryant Tenorio

Office: (281) 356-3061
Cell: (718) 930-7929
btenorio@cruetrading.com